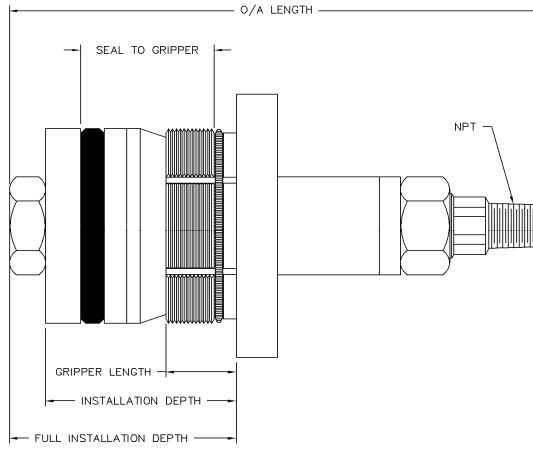


GripTight® High Pressure Test Plug (0.93" to 2.30" ID Sizes) - Technical Specifications

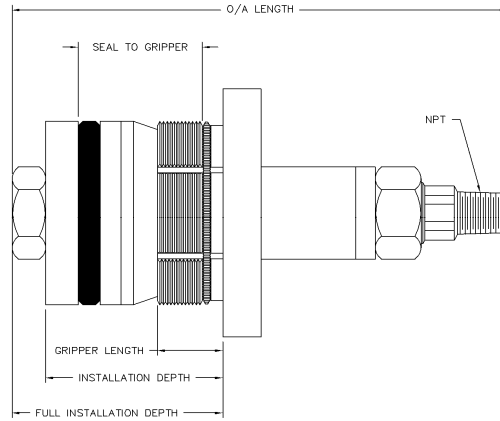


Part Number	Nom. Pipe Size	Nom. Pipe Sch	I.D. Size Range				Plug O.D.				Undercut From Minimum I.D.	Std Seal Mat'l (1)	Number of Shafts	Shaft O.D.		Shaft I.D.		NPT(2) Size	O/A Length		Seal to Gripper		Gripper Length		Inst'n Depth			Full Inst'n Depth		Max. Test Pressure (3) (4)		Shaft Hex Wrench Size (in)	Hex Nut Wrench Size (in)	Approx. Shipping Weight (lbs) (kgs)
			Min. (in)	Max. (in)	Min. (mm)	Max. (mm)	(in)	(mm)	(in)	(mm)				(in)	(mm)	(in)	(mm)		(in)	(mm)	(in)	(mm)	(in)	(mm)	(in)	(mm)	(in)	(mm)	(in)	(mm)	(psi)			
GT-1P80	1	80 / XS	0.93	1.00	23.6	25.4	0.89	22.6	0.04	1.0	U	1	1/2	12.7	1/8	3.2	1/8M	6	152.4	2 1/16	52.4	0.80	20.3	2 11/16	68.3	3 1/8	79.4	8,600	590	3/8	3/4	3/4	0.34	
GT-1P40	1	40 / STD	1.01	1.09	25.7	27.7	0.97	24.6	0.04	1.0	U	1	1/2	12.7	1/8	3.2	1/8M	6	152.4	1 15/16	49.2	0.80	20.3	2 5/8	66.7	3	76.2	6,200	430	3/8	3/4	3/4	0.34	
GT-15PXXS	1 1/2	XXS	1.07	1.20	27.2	30.5	1.03	26.2	0.04	1.0	U	1	1/2	12.7	1/8	3.2	1/8M	6	152.4	2 1/16	52.4	0.80	20.3	2 11/16	68.3	3 1/8	79.4	13,900	960	3/8	3/4	3/4	0.34	
GT-1P10	1	10	1.07	1.20	27.2	30.5	1.03	26.2	0.04	1.0	U	1	1/2	12.7	1/8	3.2	1/8M	6	152.4	2 1/16	52.4	0.80	20.3	2 11/16	68.3	3 1/8	79.4	5,000	350	3/8	3/4			
GT-125P160	1 1/4	160	1.13	1.24	28.7	31.5	1.07	27.2	0.06	1.5	U	1	5/8	16.0	5/16	7.9	1/4M	6 5/8	168.3	2 1/16	52.4	0.93	23.6	2 3/4	69.9	3 3/16	81.0	9,600	660	1/2	15/16	1	0.45	
GT-1P5	1	5	1.13	1.24	28.7	31.5	1.07	27.2	0.06	1.5	U	1	5/8	16.0	5/16	7.9	1/4M	6 5/8	168.3	2 1/16	52.4	0.93	23.6	2 3/4	69.9	3 3/16	81.0	2,900	200	1/2	15/16			
GT-125P80	1 1/4	80 / XS	1.25	1.33	31.8	33.8	1.19	30.2	0.06	1.5	U	1	5/8	15.9	5/16	7.9	1/4M	6 5/8	168.3	2	50.8	0.93	23.6	2 5/8	66.7	3 1/8	79.4	7,200	500	1/2	15/16	1 1/4	0.57	
GT-125P40	1 1/4	40 / STD	1.31	1.43	33.3	36.3	1.25	31.8	0.06	1.5	U	1	5/8	15.9	5/16	7.9	1/4M	6 5/8	168.3	2	50.8	0.93	23.6	2 5/8	66.7	3 1/8	79.4	5,100	350	1/2	15/16	1 1/4	0.57	
GT-15P160	1 1/2	160	1.31	1.43	33.3	36.3	1.25	31.8	0.06	1.5	U	1	5/8	15.9	5/16	7.9	1/4M	6 5/8	168.3	2	50.8	0.93	23.6	2 5/8	66.7	3 1/8	79.4	9,400	650	1/2	15/16			
GT-125P10	1 1/4	10	1.41	1.49	35.8	37.8	1.35	34.3	0.06	1.5	U	1	7/8	22.4	7/16	11.1	3/8M	7	177.8	2 1/4	57.2	1.00	25.4	2 15/16	74.6	3 9/16	90.5	3,900	270	11/16	1 5/16	2 1/4	1.02	
GT-125P5	1 1/4	5	1.47	1.61	37.3	40.9	1.41	35.8	0.06	1.5	U	1	7/8	22.4	7/16	11.1	3/8M	7	177.8	2 1/4	57.2	1.00	25.4	2 15/16	74.6	3 9/16	90.5	2,300	160	11/16	1 5/16	2 1/4	1.02	
GT-15P80	1 1/2	80	1.47	1.61	37.3	40.9	1.41	35.8	0.06	1.5	U	1	7/8	22.4	7/16	11.1	3/8M	7	177.8	2 1/4	57.2	1.00	25.4	2 15/16	74.6	3 9/16	90.5	6,500	450	11/16	1 5/16			
GT-2PXXS	2	XXS	1.47	1.61	37.3	40.9	1.41	35.8	0.06	1.5	U	1	7/8	22.4	7/16	11.1	3/8M	7	177.8	2 1/4	57.2	1.00	25.4	2 15/16	74.6	3 9/16	90.5	12,000	830	11/16	1 5/16			
GT-15P40	1 1/2	40 / STD	1.58	1.66	40.1	42.2	1.52	38.6	0.06	1.5	U	1	7/8	22.4	7/16	11.1	3/8M	7	177.8	2 1/8	54.0	1.00	25.4	2 13/16	71.4	3 7/16	87.3	4,600	320	11/16	1 5/16	2 1/4	1.02	
GT-15P10	1 1/2	10	1.66	1.77	42.2	45.0	1.60	40.6	0.06	1.5	U	1	7/8	22.4	7/16	11.1	3/8M	7	177.8	2 3/16	55.6	1.00	25.4	2 13/16	71.4	3 7/16	87.3	3,400	240	11/16	1 5/16	2 1/2	1.13	
GT-2P160	2	160	1.66	1.77	42.2	45.0	1.60	40.6	0.06	1.5	U	1	7/8	22.4	7/16	11.1	3/8M	7	177.8	2 3/16	55.6	1.00	25.4	2 13/16	71.4	3 7/16	87.3	9,200	640	11/16	1 5/16			
GT-15P5	1 1/2	5	1.74	1.91	44.2	48.5	1.68	42.7	0.06	1.5	U	1	7/8	22.4	7/16	11.1	3/8M	7	177.8	2 1/4	57.2	1.00	25.4	2 7/8	73.0	3 1/2	88.9	2,000	140	11/16	1 5/16	2 1/2	1.13	
GT-25PXXS	2 1/2	XXS	1.74	1.91	44.2	48.5	1.68	42.7	0.06	1.5	U	1	7/8	22.4	7/16	11.1	3/8M	7	177.8	2 1/4	57.2	1.00	25.4	2 7/8	73.0	3 1/2	88.9	12,600	870	11/16	1 5/16			
GT-2P80	2	80 / XS	1.91	1.99	48.5	50.5	1.81	46.0	0.10	2.5	U	1	7/8	22.4	7/16	11.1	3/8M	7	177.8	2 1/8	54.0	1.02	25.9	2 13/16	71.4	3 7/16	87.3	5,600	390	11/16	1 5/16	2 1/2	1.13	
GT-198T			1.98	2.06	50.3	52.3	1.88	47.8	0.10	2.5	U	1	7/8	22.4	7/16	11.1	3/8M	7	177.8	2 1/8	54.0	1.02	25.9	2 13/16	71.4	3 7/16	87.3	(3) (4)	(3) (4)	11/16	1 5/16	3	1.36	
GT-2P40	2	40 / STD	2.04	2.13	51.8	54.1	1.94	49.3	0.10	2.5	U	1	7/8	22.4	7/16	11.1	3/8M	7	177.8	2 1/8	54.0	1.02	25.9	2 13/16	71.4	3 7/16	87.3	3,900	270	11/16	1 5/16	2 3/4	1.25	
GT-2P10	2	10	2.10	2.22	53.3	56.4	2.00	50.8	0.10	2.5	U	1	7/8	22.4	7/16	11.1	3/8M	7	177.8	2 5/16	58.7	1.03	26.2	2 7/8	73.0	3 1/2	88.9	2,700	190	11/16	1 5/16	3 1/2	1.59	
GT-25P160	2 1/2	160	2.10	2.22	53.3	56.4	2.00	50.8	0.10	2.5	U	1	7/8	22.4	7/16	11.1	3/8M	7	177.8	2 5/16	58.7	1.03	26.2	2 7/8	73.0	3 1/2	88.9	8,200	570	11/16	1 5/16			
GT-2P5	2	5	2.22	2.30	56.4	58.4	2.12	53.8	0.10	2.5	U	1	7/8	22.4	7/16	11.1	3/8M	7	177.8	2 1/8	54.0	1.02	25.9	2 13/16	71.4	3 7/16	87.3	1,600	110	11/16	1 5/16	3 1/2	1.59	

- Notes:  
 (1) Standard Seal Material: U = urethane, N = neoprene  
 (2) M = Male NPT, F = Female NPT  
 (3) NEVER use a test pressure greater than the weakest component in the system can handle. Test Pressure specified in table is equal to 80% of the pressure that will yield ASTM A106 Grade B pipe. The test pressure for higher and lower strength pipes will differ proportionally. The maximum test pressure for higher strength pipe must never exceed the highest test pressure listed for that pipe O.D.  
 (4) Sizes that do not have a test pressure listed differ from standard pipe sizes. These plug sizes are normally used to test tubing. For use of these GripTight sizes in tubing with a minimum yield strength of 35ksi, the maximum test pressure is estimated by the test pressure listed for the equivalent or next larger pipe O.D. with the equivalent or next thinner wall thickness. The test pressure for higher and lower strength tubes will differ proportionally. The maximum test pressure for higher strength tubes must never exceed the highest test pressure listed for the equivalent or next larger pipe size. NEVER use a test pressure greater than the weakest component in the system can safely handle.  
 (5) Specifications subject to change without notice.

	<b>EST Group</b> 2701 Township Line Rd Hatfield, PA 19440-1770 USA (P) 215.721.1100 800.355.7044 (F) 215.721.1101 est-info@curtisswright.com http://estgroup.cwfc.com	<b>Europe / Middle East / Africa</b> EST Group B.V. Hoorn 312a 2404 HL Alphen aan den Rijn The Netherlands (P) +31.172.418841 (F) +31.172.418849 est-emea@curtisswright.com	<b>Asia</b> EST Group Asia 35 Tannery Rd, #11-10 Tannery Block Ruby Industrial Complex Singapore 247740 (P) +65.6745.8560 (F) +65.6742.8700 est-asia@curtisswright.com
--	--	--	---

GripTight® High Pressure Test Plug (2.27" to 4.25" ID Sizes) - Technical Specifications



Part Number	Nom. Pipe Size	Nom. Pipe Sch	I.D. Size Range				Plug O.D.		Undercut From Minimum I.D.		Std Seal Mat'l (1)	Number of Shafts	Shaft O.D.		Shaft I.D.		NPT(2) Size	O/A Length		Seal to Gripper		Gripper Length		Inst'n Depth		Full Inst'n Depth		Max. Test Pressure (3) (4)		Shaft Hex Wrench Size (in)	Hex Nut Wrench Size (in)	Approx. Shipping Weight	
			Min. (in)	Max. (in)	Min. (mm)	Max. (mm)	(in)	(mm)	(in)	(mm)			(in)	(mm)	(in)	(mm)		(in)	(mm)	(in)	(mm)	(in)	(mm)	(in)	(mm)	(in)	(mm)	(in)	(mm)			(psi)	(Bar)
GT-25P80	2 1/2	80 / XS	2.27	2.45	57.7	62.2	2.17	55.1	0.10	2.5	U	1	7/8	22.4	7/16	11.1	3/8M	7	177.8	2 5/16	58.7	1.03	26.2	2 7/8	73.0	3 1/2	88.9	5,900	410	11/16	1 5/16	3 1/2	1.59
GT-3PXXS	3	XXS	2.27	2.45	57.7	62.2	2.17	55.1	0.10	2.5	U	1	7/8	22.4	7/16	11.1	3/8M	7	177.8	2 5/16	58.7	1.03	26.2	2 7/8	73.0	3 1/2	88.9	11,100	770	11/16	1 5/16		
GT-25P40	2 1/2	40 / STD	2.44	2.54	62.0	64.5	2.34	59.4	0.10	2.5	U	1	1 1/4	31.8	9/16	14.3	1/2M	9	227.0	2	50.8	1.17	29.7	3	76.2	3 7/8	98.4	4,200	290	1	1 7/8	6	2.72
GT-253T			2.53	2.63	64.3	66.8	2.43	61.7	0.10	2.5	U	1	1 1/4	31.8	9/16	14.3	1/2M	9	227.0	2 1/16	52.4	1.17	29.7	3	76.2	3 7/8	98.4	(3) (4)	(3) (4)	1	1 7/8	6	2.72
GT-25P10	2 1/2	10	2.60	2.74	66.0	69.6	2.50	63.5	0.10	2.5	U	1	1 1/4	31.8	9/16	14.3	1/2M	9	227.0	2 1/4	57.2	1.42	36.1	3 5/16	84.1	4 3/16	106.4	2,400	170	1	1 7/8	6 3/4	3.06
GT-3P160	3	160	2.60	2.74	66.0	69.6	2.50	63.5	0.10	2.5	U	1	1 1/4	31.8	9/16	14.3	1/2M	9	227.0	2 1/4	57.2	1.42	36.1	3 5/16	84.1	4 3/16	106.4	7,800	540	1	1 7/8		
GT-25P5	2 1/2	5	2.68	2.78	68.1	70.6	2.58	65.5	0.10	2.5	U	1	1 1/4	31.8	9/16	14.3	1/2M	9	227.0	2	50.8	1.17	29.7	3	76.2	3 7/8	98.4	1,600	110	1	1 7/8	7	3.17
GT-35PXXS	3 1/2	XXS	2.70	2.89	68.6	73.4	2.60	66.0	0.10	2.5	U	1	1 1/4	31.8	9/16	14.3	1/2M	9	227.0	2 3/8	60.3	1.51	38.4	3 1/2	88.9	4 3/8	111.1	10,200	700	1	1 7/8	7 1/2	3.40
GT-3P80	3	80 / XS	2.87	2.98	72.9	75.7	2.77	70.4	0.10	2.5	U	1	1 1/4	31.8	9/16	14.3	1/2M	9	227.0	2 1/8	54.0	1.36	34.5	3 3/16	81.0	4 1/16	103.2	5,200	360	1	1 7/8	7 1/2	3.40
GT-296T			2.96	3.07	75.2	78.0	2.86	72.6	0.10	2.5	U	1	1 1/4	31.8	9/16	14.3	1/2M	9	227.0	2 3/16	55.6	1.36	34.5	3 3/16	81.0	4 1/16	103.2	(3) (4)	(3) (4)	1	1 7/8	7 1/2	3.40
GT-3P40	3	40 / STD	3.04	3.14	77.2	79.8	2.94	74.7	0.10	2.5	U	1	1 1/4	31.8	9/16	14.3	1/2M	9	227.0	2 1/8	54.0	1.36	34.5	3 3/16	81.0	4 1/16	103.2	3,700	260	1	1 7/8	8	3.62
GT-4PXXS	4	XXS	3.12	3.32	79.2	84.3	3.02	76.7	0.10	2.5	U	1	1 1/4	31.8	9/16	14.3	1/2M	9	227.0	2 5/8	66.7	1.80	45.7	3 13/16	96.8	4 11/16	119.1	9,500	660	1	1 7/8	8 3/4	3.96
GT-3P10	3	10	3.23	3.34	82.0	84.8	3.13	79.5	0.10	2.5	U	1	1 1/4	31.8	9/16	14.3	1/2M	9	227.0	2 3/16	55.6	1.36	34.5	3 3/16	81.0	4 1/16	103.2	2,000	140	1	1 7/8	8 1/4	3.74
GT-3P5	3	5	3.30	3.41	83.8	86.6	3.20	81.3	0.10	2.5	U	1	1 1/4	31.8	9/16	14.3	1/2M	9	227.0	2 3/16	55.6	1.36	34.5	3 3/16	81.0	4 1/16	103.2	1,400	100	1	1 7/8	8 1/2	3.85
GT-35P80	3 1/2	80 / XS	3.33	3.44	84.6	87.4	3.23	82.0	0.10	2.5	U	1	1 1/4	31.8	9/16	14.3	1/2M	9	227.0	2 5/16	58.7	1.50	38.1	3 5/16	84.1	4 1/4	108.0	4,800	330	1	1 7/8	8 3/4	3.96
GT-4P160	4	160	3.41	3.57	86.6	90.7	3.31	84.1	0.10	2.5	U	1	1 1/4	31.8	9/16	14.3	1/2M	9	227.0	2 9/16	65.1	1.74	44.2	3 11/16	93.7	4 9/16	115.9	7,400	510	1	1 7/8	9 1/2	4.30
GT-35P40	3 1/2	40 / STD	3.52	3.63	89.4	92.2	3.42	86.9	0.10	2.5	U	1	1 1/4	31.8	9/16	14.3	1/2M	9	227.0	2 9/16	58.7	1.50	38.1	3 5/16	84.1	4 3/16	106.4	3,300	230	1	1 7/8	9 1/2	4.30
GT-4P120	4	120	3.60	3.74	91.4	95.0	3.50	88.9	0.10	2.5	U	1	1 1/4	31.8	9/16	14.3	1/2M	9	227.0	2 1/2	63.5	1.74	44.2	3 5/8	92.1	4 1/2	114.3	6,000	410	1	1 7/8	10 1/4	4.64
GT-35P10	3 1/2	10	3.73	3.84	94.7	97.5	3.63	92.2	0.10	2.5	U	1	1 1/4	31.8	9/16	14.3	1/2M	9	227.0	2 5/16	58.7	1.50	38.1	3 5/16	84.1	4 3/16	106.4	1,700	120	1	1 7/8	10 1/2	4.76
GT-35P5	3 1/2	5	3.80	3.91	96.5	99.3	3.70	94.0	0.10	2.5	U	1	1 1/4	31.8	9/16	14.3	1/2M	9	227.0	2 9/16	65.1	1.74	44.2	3 9/16	90.5	4 7/16	112.7	1,200	80	1	1 7/8	11 1/4	5.10
GT-4P80	4	80 / XS	3.80	3.91	96.5	99.3	3.70	94.0	0.10	2.5	U	1	1 1/4	31.8	9/16	14.3	1/2M	9	227.0	2 9/16	65.1	1.74	44.2	3 9/16	90.5	4 7/16	112.7	4,500	310	1	1 7/8		
GT-390T			3.90	4.01	99.1	101.9	3.79	96.3	0.11	2.8	U	1	1 1/4	31.8	9/16	14.3	1/2M	9	227.0	2 5/8	66.7	1.74	44.2	3 5/8	92.1	4 1/2	114.3	(3) (4)	(3) (4)	1	1 7/8	11 1/2	5.21
GT-4P40	4	40 / STD	4.00	4.11	101.6	104.4	3.89	98.8	0.11	2.8	U	1	1 1/4	31.8	9/16	14.3	1/2M	9	227.0	2 5/8	66.7	1.74	44.2	3 5/8	92.1	4 1/2	114.3	3,100	210	1	1 7/8	12	5.44
GT-5PXXS	5	XXS	4.03	4.25	102.4	108.0	3.92	99.6	0.11	2.8	U	1	1 1/4	31.8	9/16	14.3	1/2M	9	227.0	3 3/16	81.0	2.28	57.9	4 5/16	109.5	5 1/4	133.4	8,500	590	1	1 7/8	14	6.34

Notes:  
 (1) Standard Seal Material: U = urethane, N = neoprene  
 (2) M = Male NPT, F = Female NPT  
 (3) NEVER use a test pressure greater than the weakest component in the system can handle. Test Pressure specified in table is equivalent to 80% of the pressure that will yield ASTM A106 Grade B pipe. The test pressure for higher and lower strength pipes will differ proportionally. The maximum test pressure for higher strength pipe must never exceed the highest test pressure listed for that pipe O.D.  
 (4) Sizes that do not have a test pressure listed differ from standard pipe sizes. These plug sizes are normally used to test tubing. For use of these GripTight sizes in tubing with a minimum yield strength of 35ksi, the maximum test pressure is estimated by the test pressure listed for the equivalent or next larger pipe O.D. with the equivalent or next thinner wall thickness. The test pressure for higher and lower strength tubes will differ proportionally. The maximum test pressure for higher strength tubes must never exceed the highest test pressure listed for the equivalent or next larger pipe size. NEVER use a test pressure greater than the weakest component in the system can safely handle.  
 (5) Specifications subject to change without notice.

	<b>EST Group</b> 2701 Township Line Rd Hatfield, PA 19440-1770 USA (P) 215.721.1100 800.355.7044 (F) 215.721.1101 est-info@curtisswright.com http://estgroup.cwfc.com	<b>Europe / Middle East / Africa</b> EST Group B.V. Hoon 312a 2404 HL Alphen aan den Rijn The Netherlands (P) +31.172.418841 (F) +31.172.418849 est-emea@curtisswright.com	<b>Asia</b> EST Group Asia 35 Tannery Rd, #11-10 Tannery Block Ruby Industrial Complex Singapore 247740 (P) +65.6745.8560 (F) +65.6742.8700 est-asia@curtisswright.com
--	--	---	---

**GripTight® High Pressure Test Plug (4.23" to 6.82" ID Sizes) - Technical Specifications**

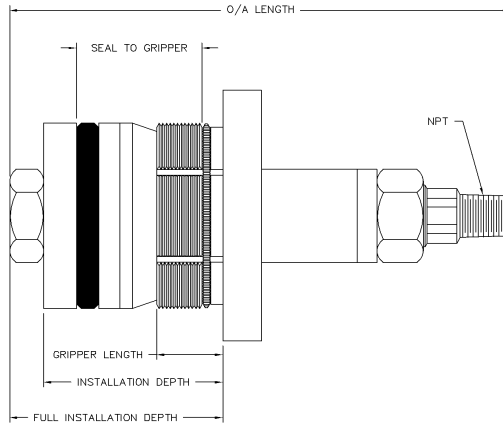
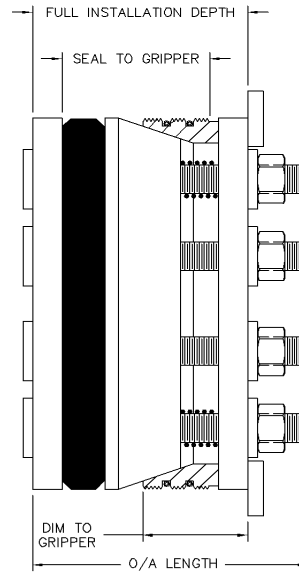


Table with columns: Part Number, Nom. Pipe Size, I.D. Size Range (Min, Max), Plug O.D. (in, mm), Underscore From Minimum I.D. (in, mm), Std Seal Mat'l (1), Number of Shafts, Shaft O.D. (in, mm), Shaft I.D. (in, mm), NPT (2) Size, O/A Length (in, mm), Seal to Gripper (in, mm), Gripper Length (in, mm), Inst'n Depth (in, mm), Full Inst'n Depth (in, mm), Max. Test Pressure (3) (4) (psi, Bar), Shaft Hex Wrench Size (in), Hex Nut Wrench Size (in), Approximate Shipping Weight (lbs, kgs).

Notes:
(1) Standard Seal Material: U = urethane, N = neoprene
(2) M = Male NPT, F = Female NPT
(3) NEVER use a test pressure greater than the weakest component in the system can handle. Test Pressure specified in table is equivalent to 80% of the pressure that will yield ASTM A106 Grade B pipe. The test pressure for higher and lower strength pipes will differ proportionally. The maximum test pressure for higher strength pipe must never exceed the highest test pressure listed for that pipe O.D.
(4) Sizes that do not have a test pressure listed differ from standard pipe sizes. These plug sizes are normally used in test tubing. For use of these GripTight sizes in tubing with a minimum yield strength of 35ksi, the maximum test pressure is estimated by the test pressure listed for the equivalent or next larger pipe O.D. with the equivalent or next thinner wall thickness. The test pressure for higher and lower strength tubes will differ proportionally. The maximum test pressure for higher strength tubes must never exceed the highest test pressure listed for the equivalent or next larger pipe size. NEVER use a test pressure greater than the weakest component in the system can safely handle.
(5) Specifications subject to change without notice.

EST Group 2701 Township Line Rd Hatfield, PA 19440-1770 USA (P) 215.721.1100 800.355.7044 (F) 215.721.1101 est-info@curtisswright.com http://estgroup.cwfc.com
Europe / Middle East / Africa EST Group B.V. Hoorn 312a 2404 HL Alphen aan den Rijn The Netherlands (P) +31.172.418841 (F) +31.172.418849 est-emea@curtisswright.com
Asia EST Group Asia 35 Tannery Rd, #11-10 Tannery Block Ruby Industrial Complex Singapore 247740 (P) +65.6745.8560 (F) +65.6742.8700 est-asia@curtisswright.com

**GripTight® High Pressure Test Plug (6.78" to 8.53" ID Sizes) - Technical Specifications**



Part Number	Nom. Pipe Size	Nom. Pipe Sch	I.D. Size Range				Plug O.D.		Undercut From Minimum I.D.		Std Seal Mat'l (1)	Number of Shafts	Shaft Diameter		Port I.D.		NPT (2) Size	O/A Length		Seal to Gripper		Dim to Gripper		Full Inst'n Depth		Max. Test Pressure (3)(4)		Hex Nut Wrench Size (in)	Approximate Shipping Weight	
			Min. (in)	Max. (in)	Min. (mm)	Max. (mm)	(in)	(mm)	(in)	(mm)			(in)	(mm)	(in)	(mm)		(in)	(mm)	(in)	(mm)	(in)	(mm)	(in)	(mm)	(psi)	(Bar)		(lbs)	(kgs)
GT-8P160	8	160	6.78	7.04	172.2	178.8	6.66	169.2	0.12	3.0	U	4	5/8	15.9	3/4	19.1	3/4 F	7 3/16	182.6	4 1/4	108.0	3.98	101.1	6 9/16	166.7	6,400	440	1 1/16	42 1/2	19.3
GT-8PXXS	8	XXS	6.85	7.09	174.0	180.1	6.73	170.9	0.12	3.0	U	4	5/8	15.9	3/4	19.1	3/4 F	7 3/16	182.6	4 1/4	108.0	3.98	101.1	6 9/16	166.7	6,200	430	1 1/16	43 1/2	19.7
GT-8P140	8	140	6.97	7.20	177.0	182.9	6.85	174.0	0.12	3.0	U	4	5/8	15.9	3/4	19.1	3/4 F	7 3/16	182.6	4 1/4	108.0	3.94	100.1	6 1/2	165.1	5,700	390	1 1/16	45	20.4
GT-8P120	8	120	7.16	7.37	181.9	187.2	7.04	178.8	0.12	3.0	U	4	5/8	15.9	3/4	19.1	3/4 F	7 3/16	182.6	4 3/16	106.4	3.91	99.3	6 9/16	166.7	5,100	350	1 1/16	46 3/4	21.2
GT-730T	8		7.30	7.48	185.4	190.0	7.18	182.4	0.12	3.0	U	4	5/8	15.9	3/4	19.1	3/4 F	7 3/16	182.6	4 3/16	106.4	3.87	98.3	6 3/8	161.9	(3) (4)	(3) (4)	1 1/16	48 1/2	22.0
GT-8P100	8	100	7.41	7.59	188.2	192.8	7.29	185.2	0.12	3.0	U	4	5/8	15.9	3/4	19.1	3/4 F	7 3/16	182.6	4 1/8	104.8	3.87	98.3	6 3/8	161.9	4,100	280	1 1/16	48 1/2	22.0
GT-8P80	8	80 / XS	7.60	7.75	193.0	196.9	7.48	190.0	0.12	3.0	U	4	5/8	15.9	3/4	19.1	3/4 F	7 3/16	182.6	4 1/8	104.8	3.83	97.3	6 1/4	158.8	3,400	240	1 1/16	48 1/2	22.0
GT-769T			7.69	7.84	195.3	199.1	7.57	192.3	0.12	3.0	U	4	5/8	15.9	3/4	19.1	3/4 F	7 3/16	182.6	4 1/8	104.8	3.83	97.3	6 1/4	158.8	(3) (4)	(3) (4)	1 1/16	50	22.7
GT-8P60	8	60	7.78	7.93	197.6	201.4	7.66	194.6	0.12	3.0	U	4	5/8	15.9	3/4	19.1	3/4 F	7 3/16	182.6	4 1/8	104.8	3.83	97.3	6 1/4	158.8	2,800	190	1 1/16	51 1/4	23.2
GT-787T			7.87	8.02	199.9	203.7	7.75	196.9	0.12	3.0	U	4	5/8	15.9	3/4	19.1	3/4 F	7 3/16	182.6	4 1/8	104.8	3.83	97.3	6 1/4	158.8	(3) (4)	(3) (4)	1 1/16	52 3/4	23.9
GT-8P40	8	40 / STD	7.95	8.10	201.9	205.7	7.83	198.9	0.12	3.0	U	4	5/8	15.9	3/4	19.1	3/4 F	7 3/16	182.6	4 1/8	104.8	3.83	97.3	6 1/4	158.8	2,200	150	1 1/16	54	24.5
GT-8P30	8	30	8.04	8.19	204.2	208.0	7.92	201.2	0.12	3.0	U	4	5/8	15.9	3/4	19.1	3/4 F	7 3/16	182.6	4 1/8	104.8	3.83	97.3	6 1/4	158.8	1,900	130	1 1/16	55 1/2	25.1
GT-8P20	8	20	8.10	8.25	205.7	209.6	7.98	202.7	0.12	3.0	U	4	5/8	15.9	3/4	19.1	3/4 F	7 3/16	182.6	4 1/8	104.8	3.83	97.3	6 1/4	158.8	1,700	120	1 1/16	57	25.8
GT-820T			8.20	8.35	208.3	212.1	8.08	205.2	0.12	3.0	U	4	5/8	15.9	3/4	19.1	3/4 F	7 3/16	182.6	4 1/8	104.8	3.83	97.3	6 1/4	158.8	(3) (4)	(3) (4)	1 1/16	58 1/2	26.5
GT-8P10	8	10	8.30	8.45	210.8	214.6	8.18	207.8	0.12	3.0	U	4	5/8	15.9	3/4	19.1	3/4 F	7 3/16	182.6	4 1/8	104.8	3.83	97.3	6 1/4	158.8	980	70	1 1/16	60	27.2
GT-8P5	8	5	8.38	8.53	212.9	216.7	8.26	209.8	0.12	3.0	U	4	5/8	15.9	3/4	19.1	3/4 F	7 3/16	182.6	4 1/8	104.8	3.83	97.3	6 1/4	158.8	720	50	1 1/16	61 1/2	27.9

**Notes:**

- (1) Standard Seal Material: U = urethane, N = neoprene
- (2) M = Male NPT, F = Female NPT
- (3) NEVER use a test pressure greater than the weakest component in the system can handle. Test Pressure specified in table is equivalent to 80% of the pressure that will yield ASTM A106 Grade B pipe.
- The test pressure for higher and lower strength pipes will differ proportionally. The maximum test pressure for higher strength pipe must never exceed the highest test pressure listed for that pipe O.D.
- (4) Sizes that do not have a test pressure listed differ from standard pipe sizes. These plug sizes are normally used to test tubing. For use of these GripTight sizes in tubing with a minimum yield strength of 35ksi, the maximum test pressure is estimated by the test pressure listed for the equivalent or next larger pipe O.D. with the equivalent or next thinner wall thickness. The test pressure for higher and lower strength tubes will differ proportionally. The maximum test pressure for higher strength tubes must never exceed the highest test pressure listed for the equivalent or next larger pipe size. NEVER use a test pressure greater than the weakest component in the system can safely handle.

	<b>EST Group</b> 2701 Township Line Rd Hatfield, PA 19440-1770 USA (P) 215.721.1100 800.355.7044 (F) 215.721.1101 est-info@curtisswright.com http://estgroup.cwfc.com	<b>Europe / Middle East / Africa</b> EST Group B.V. Hoorn 312a 2404 HL Alphen aan den Rijn The Netherlands (P) +31.172.418841 (F) +31.172.418849 est-emea@curtisswright.com	<b>Asia</b> EST Group Asia 35 Tannery Rd, #11-10 Tannery Block Ruby Industrial Complex Singapore 247740 (P) +65.6745.8560 (F) +65.6742.8700 est-asia@curtisswright.com
--	--	--	---